

The English Language Learner CAN DO Booklet

Grades 1-2

INCLUDES:
Performance Definitions
CAN DO Descriptors

For use in conjunction with the
WIDA English Language Proficiency Standards

Copyright Notice

© 2012 Board of Regents of the University of Wisconsin System. The *WIDA English Language Learner CAN DO Booklet, Grades 1-2*, may not be reproduced, modified, or distributed without prior written permission from the WIDA Consortium. The *WIDA ELL CAN DO Booklet* is for your personal, noncommercial use only. Fair use of the *WIDA ELL CAN DO Booklet* includes reproduction for the purpose of teaching (including multiple copies for lesson planning).

To order more copies of this booklet, please visit www.wida.us or contact the WIDA Help Desk at toll free 1-866-276-7735 or e-mail help@wida.us.

© 2012 Board of Regents of the University of Wisconsin System, on behalf of the WIDA Consortium—www.wida.us.

Foreword: The WIDA English Language Learner CAN DO Booklet

The WIDA Consortium, from its conception, envisioned a system of standards and assessments that would assist schools in teaching academic language to English Language Learners (ELLs). This dream, now a reality, includes the development of practical tools to guide teachers when designing and implementing lessons, monitoring student progress, determining student language proficiency levels, collaborating across programs, and conveying results to ELLs and their parents.

The *WIDA English Language Learner CAN DO Booklet* is a very important contribution to meeting these goals. The booklet complements the *WIDA English Language Proficiency Standards* and provides a valuable set of resources aligned to the Performance Definitions for the levels of English language proficiency. WIDA's professional development program works with these resources to assist teachers in embedding academic English into content lessons and working school-wide to ensure the academic success of our culturally and linguistically diverse learners.

The WIDA Consortium recognizes that as a teacher of ELLs, you have a challenging but crucial job within your school. We sincerely hope that this booklet and other WIDA resources help to make your work more effective and your students more successful both in learning English and mastering challenging academic content.



Timothy Boals, Ph.D.
Executive Director
WIDA Consortium

Introduction

The resources contained in this booklet are intended to support classroom instruction. As with all WIDA products and services, they address language proficiency in relation to five English language proficiency (ELP) standards:

- Social and Instructional Language
- The Language of Language Arts
- The Language of Mathematics
- The Language of Science
- The Language of Social Studies

The following table displays the major components of WIDA's standards-based system. The bold-faced components are included in this booklet and listed in the order in which they appear.

Components of WIDA's Standards-based System	
Standards-based Component	Distinguishing Feature
Strands of Model Performance Indicators as representative of the WIDA English Language Proficiency Standards	Illustrate how English language learners process and use language for each English language proficiency standard, language domain, and language proficiency level <i>by grade level cluster</i>
Performance Definitions	Outline how English language learners process and use language for each level of language proficiency <i>in grades K-12</i>
CAN DO Descriptors	Describe how English language learners process and use language for each language domain and level of language proficiency <i>by grade level cluster</i>
Speaking and Writing Rubrics	Document how English language learners process and use language in the domain of speaking or writing for each level of language proficiency based on three criteria: linguistic complexity, vocabulary usage, and language control <i>in grades K-12</i>

The resources contained in this booklet are intended to support classroom instruction. The **Performance Definitions** (see page 4) provide criteria that shape each of the six levels of English language proficiency. The three bullets within each proficiency level in the Performance Definitions represent:




- **Linguistic Complexity**—the amount and quality of speech or writing for a given situation
- **Vocabulary Usage**—the specificity of words or phrases for a given context
- **Language Control**—the comprehensibility of the communication based on the amount and types of errors

The Performance Definitions provide a concise, global overview of language expectations for each level of English language proficiency. They span the spectrum of grade levels which means that educators must interpret the meaning of the Definitions according to students' cognitive development due to age, their grade level, their diversity of educational experiences, and any diagnosed learning disabilities (if applicable). For example, in level 5, “extended oral or written discourse” would probably be indicated by a 1st grade student’s ability to orally retell a story in a series of sentences using simple transition words. However, a middle school student might be expected to exhibit linguistic complexity at level 5 by incorporating a variety of sentence structures in an essay several paragraphs in

length. It is important to recognize that the Performance Definitions are the basis for use of other standards-based resources such as the CAN DO Descriptors.

The **CAN DO Descriptors** (see pages 6-7) are the centerpiece of this booklet, designed to support teachers by providing them with information on the language students are able to understand and produce in the classroom. What is unique about the CAN DO Descriptors is that they apply to all five English language proficiency standards, which means they provide an opportunity to link language development across all academic content areas. The Descriptors are intended to be used in tandem with the Performance Definitions. This is because the quantity and quality of language expected at a particular level of language proficiency may not be fully indicated within the CAN DO Descriptor for each language domain and proficiency level.

For example, the CAN DO Descriptors show that students may be able to “*identify*” at various levels of language proficiency, but the language (linguistic complexity, vocabulary usage, and language control) they use will vary tremendously. At one end of the spectrum, beginning English language learners may *identify* by pointing or using short words or phrases, whereas at the end of the language development continuum, students will begin to *identify* complex themes and ideas described in detailed technical language.





Performance Definitions for the Levels of English Language Proficiency in Grades K-12

At the given level of English language proficiency, English language learners will process, understand, produce, or use:

6 Reaching	<ul style="list-style-type: none"> • specialized or technical language reflective of the content areas at grade level • a variety of sentence lengths of varying linguistic complexity in extended oral or written discourse as required by the specified grade level • oral or written communication in English comparable to English-proficient peers
5 Bridging	<ul style="list-style-type: none"> • specialized or technical language of the content areas • a variety of sentence lengths of varying linguistic complexity in extended oral or written discourse, including stories, essays, or reports • oral or written language approaching comparability to that of English-proficient peers when presented with grade-level material
4 Expanding	<ul style="list-style-type: none"> • specific and some technical language of the content areas • a variety of sentence lengths of varying linguistic complexity in oral discourse or multiple, related sentences, or paragraphs • oral or written language with minimal phonological, syntactic, or semantic errors that do not impede the overall meaning of the communication when presented with oral or written connected discourse with sensory, graphic, or interactive support
3 Developing	<ul style="list-style-type: none"> • general and some specific language of the content areas • expanded sentences in oral interaction or written paragraphs • oral or written language with phonological, syntactic, or semantic errors that may impede the communication, but retain much of its meaning, when presented with oral or written, narrative, or expository descriptions with sensory, graphic, or interactive support
2 Beginning	<ul style="list-style-type: none"> • general language related to the content areas • phrases or short sentences • oral or written language with phonological, syntactic, or semantic errors that often impede the meaning of the communication when presented with one- to multiple-step commands, directions, questions, or a series of statements with sensory, graphic, or interactive support
1 Entering	<ul style="list-style-type: none"> • pictorial or graphic representation of the language of the content areas • words, phrases, or chunks of language when presented with one-step commands, directions, WH-, choice, or yes/no questions, or statements with sensory, graphic, or interactive support • oral language with phonological, syntactic, or semantic errors that often impede meaning when presented with basic oral commands, direct questions, or simple statements with sensory, graphic, or interactive support



Grade Level Cluster CAN DO Descriptors

The grade level cluster CAN DO Descriptors have been created by teachers, primarily for teachers, who work with English language learners throughout the consortium. During 2007-08, over 900 teachers and administrators participated in refining and validating five grade level clusters of Descriptors from the original document spanning the K-12 spectrum. These Descriptors for the four language domains—listening, speaking, reading, and writing—and five levels of English language proficiency are based on the WIDA English Language Proficiency Standards.

Interpretation of the CAN DO Descriptors

To maintain the succinctness of the individual statements, some basic assumptions need to be made in interpreting the CAN DO Descriptors.

1. Sensory, graphic, or interactive support are present through language proficiency level 4, Expanding.
2. English language learners can process or produce the **language** associated with the stated language functions.
3. Linguistic complexity, vocabulary usage, and language control increase incrementally as students move from one English language proficiency level to the next.

The CAN DO Descriptors are a sampling of the language expectations of English language learners as they travel along the continuum of English language development. Unlike the strands of model performance indicators that scaffold across levels of language proficiency, the CAN DO Descriptors function independently within a given level of language proficiency.

Uses for the CAN DO Descriptors

The CAN DO Descriptors are a resource, in addition to the English language proficiency standards, to use in classrooms with English language learners. As an instructional assessment tool, language teachers may:

- Share the Descriptors with classroom teachers and administrators to describe the second language acquisition process around the levels of English language proficiency
- Provide resource teachers, such as Title I or literacy coaches, additional information about English language learners
- Use to plan with tutors or mentors who work with English language learners
- Develop or co-develop lessons and units of study with differentiated language objectives
- Set language goals with their English language learners*
- Explain to parents students' progress in listening, speaking, reading, and writing*
- Suggest language goals to be incorporated into Individual Education Programs (IEPs) for English language learners with diagnosed disabilities
- Translate English language proficiency test scores (i.e., ACCESS for ELLs®, W-APT™, and WIDA MODEL™) into classroom practice
- Observe and note levels of student performance as a precursor to using WIDA Speaking and Writing Rubrics for formative assessment
- Use the Descriptors to advocate on behalf of English language learners

** For these uses, the CAN DO Descriptors are also available in Spanish on pp. 8-11 of this booklet.*



CAN DO Descriptors: Grade Level Cluster 1-2

For the given level of English language proficiency and with visual, graphic, or interactive support through Level 4, English language learners can process or produce the **language** needed to:

	Level 1 Entering	Level 2 Beginning	Level 3 Developing	Level 4 Expanding	Level 5 Bridging	Level 6 - Reaching
LISTENING	<ul style="list-style-type: none"> Follow modeled, one-step oral directions (e.g., “Find a pencil.”) Identify pictures of everyday objects as stated orally (e.g., in books) Point to real-life objects reflective of content-related vocabulary or oral statements Mimic gestures or movement associated with statements (e.g., “This is my left hand.”) 	<ul style="list-style-type: none"> Match oral reading of stories to illustrations Carry out two- to three-step oral commands (e.g., “Take out your science book. Now turn to page 25.”) Sequence a series of oral statements using real objects or pictures Locate objects described orally 	<ul style="list-style-type: none"> Follow modeled multi-step oral directions Sequence pictures of stories read aloud (e.g., beginning, middle, and end) Match people with jobs or objects with functions based on oral descriptions Classify objects according to descriptive oral statements 	<ul style="list-style-type: none"> Compare/contrast objects according to physical attributes (e.g., size, shape, color) based on oral information Find details in illustrated, narrative, or expository text read aloud Identify illustrated activities from oral descriptions Locate objects, figures, places based on visuals and detailed oral descriptions 	<ul style="list-style-type: none"> Use context clues to gain meaning from grade-level text read orally Apply ideas from oral discussions to new situations Interpret information from oral reading of narrative or expository text Identify ideas/concepts expressed with grade-level content-specific language 	
SPEAKING	<ul style="list-style-type: none"> Repeat simple words, phrases, and memorized chunks of language Respond to visually-supported (e.g., calendar) questions of academic content with one word or phrase Identify and name everyday objects Participate in whole group chants and songs 	<ul style="list-style-type: none"> Use first language to fill in gaps in oral English (code switch) Repeat facts or statements Describe what people do from action pictures (e.g., jobs of community workers) Compare real-life objects (e.g., “smaller,” “biggest”) 	<ul style="list-style-type: none"> Ask questions of a social nature Express feelings (e.g., “I’m happy because...”) Retell simple stories from picture cues Sort and explain grouping of objects (e.g., sink v. float) Make predictions or hypotheses Distinguish features of content-based phenomena (e.g., caterpillar, butterfly) 	<ul style="list-style-type: none"> Ask questions for social and academic purposes Participate in class discussions on familiar social and academic topics Retell stories with details Sequence stories with transitions 	<ul style="list-style-type: none"> Use academic vocabulary in class discussions Express and support ideas with examples Give oral presentations on content-based topics approaching grade level Initiate conversation with peers and teachers 	

The CAN DO Descriptors work in conjunction with the WIDA Performance Definitions of the English language proficiency standards. The Performance Definitions use three criteria (1. linguistic complexity; 2. vocabulary usage; and 3. language control) to describe the increasing quality and quantity of students’ language processing and use across the levels of language proficiency.

CAN DO Descriptors: Grade Level Cluster 1-2

For the given level of English language proficiency and with visual, graphic, or interactive support through Level 4, English language learners can process or produce the **language** needed to:

	Level 1 Entering	Level 2 Beginning	Level 3 Developing	Level 4 Expanding	Level 5 Bridging	Level 6 - Reaching
READING	<ul style="list-style-type: none"> Identify symbols, icons, and environmental print Connect print to visuals Match real-life familiar objects to labels Follow directions using diagrams or pictures 	<ul style="list-style-type: none"> Search for pictures associated with word patterns Identify and interpret pre-taught labeled diagrams Match voice to print by pointing to icons, letters, or illustrated words Sort words into word families 	<ul style="list-style-type: none"> Make text-to-self connections with prompting Select titles to match a series of pictures Sort illustrated content words into categories Match phrases and sentences to pictures 	<ul style="list-style-type: none"> Put words in order to form sentences Identify basic elements of fictional stories (e.g., title, setting, characters) Follow sentence-level directions Distinguish between general and specific language (e.g., flower v. rose) in context 	<ul style="list-style-type: none"> Begin using features of non-fiction text to aid comprehension Use learning strategies (e.g., context clues) Identify main ideas Match figurative language to illustrations (e.g., “as big as a house”) 	
WRITING	<ul style="list-style-type: none"> Copy written language Use first language (L1, when L1 is a medium of instruction) to help form words in English Communicate through drawings Label familiar objects or pictures 	<ul style="list-style-type: none"> Provide information using graphic organizers Generate lists of words/phrases from banks or walls Complete modeled sentence starters (e.g., “I like ____.”) Describe people, places, or objects from illustrated examples and models 	<ul style="list-style-type: none"> Engage in prewriting strategies (e.g., use of graphic organizers) Form simple sentences using word/phrase banks Participate in interactive journal writing Give content-based information using visuals or graphics 	<ul style="list-style-type: none"> Produce original sentences Create messages for social purposes (e.g., get well cards) Compose journal entries about personal experiences Use classroom resources (e.g., picture dictionaries) to compose sentences 	<ul style="list-style-type: none"> Create a related series of sentences in response to prompts Produce content-related sentences Compose stories Explain processes or procedures using connected sentences 	

The CAN DO Descriptors work in conjunction with the WIDA Performance Definitions of the English language proficiency standards. The Performance Definitions use three criteria (1. linguistic complexity; 2. vocabulary usage; and 3. language control) to describe the increasing quality and quantity of students’ language processing and use across the levels of language proficiency.



Descripción de Habilidades: Grados Escolares 1-2

Dado el nivel de desempeño en inglés y apoyados de gráficos, apoyos visuales, y apoyos interactivos hasta el Nivel 4, los estudiantes de inglés pueden procesar o producir **el lenguaje** que se necesita para hacer lo siguiente:

	Nivel 1 Entrando	Nivel 2 Emergiendo	Nivel 3 Desarrollando	Nivel 4 Extendiendo	Nivel 5 Conectando	
ESCUCHAR	<ul style="list-style-type: none"> Seguir instrucciones de un paso siguiendo un modelo (ejemplo: "Encuentra un lápiz") Señalar dibujos de objetos reales según indicaciones verbales Indicar objetos de la vida real que reflejen vocabulario de contenido o indicaciones orales Imitar gestos o movimientos asociados con una declaración (ejemplo: "Esta es mi mano izquierda") 	<ul style="list-style-type: none"> Emparejar cuentos leídos con sus ilustraciones Seguir instrucciones verbales de dos a tres pasos (ejemplo: "Sacar tu libro de ciencias. Anda a la página número 25.") Ordenar una serie de declaraciones verbales usando objetos reales o dibujos Localizar objetos descritos verbalmente 	<ul style="list-style-type: none"> Seguir instrucciones modeladas de múltiples pasos Ordenar dibujos de cuentos leídos en voz alta (ejemplo: el comienzo, la mitad, el final) Emparejar personas con sus trabajos u objetos con funciones descritas verbalmente Clasificar objetos de acuerdo a declaraciones descriptivas verbales 	<ul style="list-style-type: none"> Comparar/Contrastar objetos de acuerdo a atributos físicos (ejemplo: tamaño, forma, color) basados en información oral Encontrar detalles en narrativa ilustrada o en texto leído en voz alta Identificar actividades ilustradas por medio de descripciones verbales Localizar objetos, figuras y lugares basados en apoyos visuales y descripciones verbales detalladas 	<ul style="list-style-type: none"> Usar pistas del contexto para entender el significado de un texto leído Aplicar ideas de discusiones verbales a situaciones nuevas Interpretar información de lectura narrativa leída o de texto expositivo Identificar ideas/conceptos expresados en lenguaje específico del grado escolar 	Nivel 6 - Alcanzando

Los Descriptores CAN DO trabajan en conjunto con Las Descripciones WIDA de las Habilidades en los niveles de lenguaje académico de las normas de desempeño del lenguaje inglés, los cuales usan tres criterios (1. complejidad lingüística; 2. uso de vocabulario; y 3. control del lenguaje) para describir la calidad y la cantidad incremental del procesamiento y uso de lenguaje a través de los diferentes niveles de desempeño.

Descripción de Habilidades: Grados Escolares 1-2

Dado el nivel de desempeño en inglés y apoyados de gráficos, apoyos visuales, y apoyos interactivos hasta el Nivel 4, los estudiantes de inglés pueden procesar o producir **el lenguaje** que se necesita para hacer lo siguiente:

	Nivel 1 Entrando	Nivel 2 Emergiendo	Nivel 3 Desarrollando	Nivel 4 Extendiendo	Nivel 5 Conectando	
HABLAR	<ul style="list-style-type: none"> Repetir palabras simples, frases y partes del lenguaje memorizadas Responder a preguntas académicas de contenido con una palabra o frase con apoyo gráfico (ejemplo: calendario) Identificar y nombrar objetos de la vida diaria Participar en cantos y gritos de un grupo 	<ul style="list-style-type: none"> Usar el lenguaje nativo para llenar verbalmente los espacios del lenguaje inglés (cambio de código) Repetir hechos o declaraciones Describir lo que hacen las personas en los dibujos (ejemplo: los trabajos de la gente de la comunidad) Comparar objetos de la vida real (ejemplo: “el más chiquito”, “el más grande”) 	<ul style="list-style-type: none"> Hacer preguntas de naturaleza social Expresar sentimientos (ejemplo: “Estoy feliz porque...”) Recontar cuentos simples usando dibujos Clasificar y explicar la relación de los objetos (ejemplo: lo que se hunde v. lo que flota) Hacer predicciones o hipótesis Distinguir características del contenido académico (ejemplo: oruga, mariposa) 	<ul style="list-style-type: none"> Hacer preguntas con propósitos académicos y sociales Participar en pláticas de la clase relacionadas con temas sociales y académicos Recontar cuentos con detalles Ordenar cuentos con transiciones 	<ul style="list-style-type: none"> Usar vocabulario académico en pláticas de la clase Expresar ideas y apoyarlas con ejemplos Dar presentaciones orales basadas en temas de contenido académico Iniciar conversaciones con compañeros/as y maestros/as 	Nivel 6 - Alcanzando

Los Descriptores CAN DO trabajan en conjunto con Las Descripciones WIDA de las Habilidades en los niveles de lenguaje académico de las normas de desempeño del lenguaje inglés, los cuales usan tres criterios (1. complejidad lingüística; 2. uso de vocabulario; y 3. control del lenguaje) para describir la calidad y la cantidad incremental del procesamiento y uso de lenguaje a través de los diferentes niveles de desempeño.

Descripción de Habilidades: Grados Escolares 1-2

Dado el nivel de desempeño en inglés y apoyados de gráficos, apoyos visuales, y apoyos interactivos hasta el Nivel 4, los estudiantes de inglés pueden procesar o producir **el lenguaje** que se necesita para hacer lo siguiente:

	Nivel 1 Entrando	Nivel 2 Emergiendo	Nivel 3 Desarrollando	Nivel 4 Extendiendo	Nivel 5 Conectando	Nivel 6 - Alcanzando
LEER	<ul style="list-style-type: none"> Identificar símbolos, íconos y escritos del medioambiente Conectar lo escrito con lo visual Emparejar objetos familiares de la vida real con sus etiquetas Seguir instrucciones usando diagramas o dibujos 	<ul style="list-style-type: none"> Buscar dibujos asociados con patrones de palabras Identificar e interpretar diagramas etiquetados que ya han sido enseñados Emparejar lo dicho con lo escrito al señalar íconos, letras, o palabras ilustradas Clasificar palabras en grupos de palabras 	<ul style="list-style-type: none"> Hacer conexión entre sí mismo y el texto con incitaciones Escoger títulos que se emparejan con una serie de dibujos Clasificar palabras ilustradas en categorías Emparejar frases y oraciones con dibujos 	<ul style="list-style-type: none"> Poner palabras en orden para formar oraciones Identificar elementos básicos de cuentos de ficción (ejemplo: título, lugar, personajes) Seguir instrucciones a nivel de oraciones Distinguir entre lenguaje general y específico de un contexto (ejemplo: flor v. rosa) 	<ul style="list-style-type: none"> Empezar a usar características de escritura no ficción para estimular comprensión Usar estrategias de aprendizaje Identificar ideas principales Emparejar lenguaje figurativo con ilustraciones (ejemplo: “tan grande como una casa”) 	

Los Descriptores CAN DO trabajan en conjunto con Las Descripciones WIDA de las Habilidades en los niveles de lenguaje académico de las normas de desempeño del lenguaje inglés, los cuales usan tres criterios (1. complejidad lingüística; 2. uso de vocabulario; y 3. control del lenguaje) para describir la calidad y la cantidad incremental del procesamiento y uso de lenguaje a través de los diferentes niveles de desempeño.



Descripción de Habilidades: Grados Escolares 1-2

Dado el nivel de desempeño en inglés y apoyados de gráficos, apoyos visuales, y apoyos interactivos hasta el Nivel 4, los estudiantes de inglés pueden procesar o producir **el lenguaje** que se necesita para hacer lo siguiente:

	Nivel 1 Entrando	Nivel 2 Emergiendo	Nivel 3 Desarrollando	Nivel 4 Extendiendo	Nivel 5 Conectando	
ESCRIBIR	<ul style="list-style-type: none"> Copiar lenguaje escrito Usar lenguaje nativo (L1 cuando L1 es el medio de instrucción) para formar palabras en inglés Comunicarse a través de dibujos Etiquetar dibujos u objetos conocidos 	<ul style="list-style-type: none"> Proveer información usando organizadores gráficos Crear listas de palabras/frases usando bancos de palabras Completar oraciones en las que se ha provisto el inicio siguiendo un modelo Describir personas, lugares, y objetos según ejemplos y modelos ilustrados 	<ul style="list-style-type: none"> Participar en estrategias de pre escritura (ejemplo: uso de organizadores gráficos) Crear oraciones simples con bancos de palabras/frases Participar en escritura interactiva Dar información con contenido académico usando gráficos o apoyos visuales 	<ul style="list-style-type: none"> Crear oraciones originales Crear mensajes con un propósito social (ejemplo: una carta para un enfermo) Escribir en un diario acerca de sus experiencias personales Usar recursos de la clase para crear oraciones (ejemplo: usar diccionarios ilustrados) 	<ul style="list-style-type: none"> Crear una serie de oraciones para responder preguntas Producir oraciones con contenido académico Crear cuentos Explicar procesos o pasos usando oraciones relacionadas entre si 	Nivel 6 - Alcanzando

Los Descriptores CAN DO trabajan en conjunto con Las Descripciones WIDA de las Habilidades en los niveles de lenguaje académico de las normas de desempeño del lenguaje inglés, los cuales usan tres criterios (1. complejidad lingüística; 2. uso de vocabulario; y 3. control del lenguaje) para describir la calidad y la cantidad incremental del procesamiento y uso de lenguaje a través de los diferentes niveles de desempeño.



© 2012 Board of Regents of the University of Wisconsin System, on behalf of the WIDA Consortium

www.wida.us